

Online Anxiety

for
Viola, Piano &
Percussion

by
Jeannette Owen



Instrumentation

Viola

Piano

Percussion

Duration

7 minutes

Performance Notes

This piece should be performed with the players following the cues implied by the dotted lines. The gestures should be made sequentially when the previous motif has been heard the next should be played.

However, for some score events, such as trills, or where there are no dotted lines, the players can be flexible. Performers should play from the full score.

Programme Notes

The title 'Online Anxiety' originally came from my feelings for having to write this piece for online live performance, and the concept of writing for an ensemble that would be playing simultaneously from their own homes, and therefore no strict metre could be imposed upon the players.

However, as I came to terms with this, the idea of online anxiety became much more general, with me being aware that, during the pandemic of the last 14 months, many people have suffered from fear of technology, and the piece has now come to represent the worry for everyone during this time.

There are moments of calm and hope, that show there is light at the end of the tunnel. Either reflecting a better understanding of the technology or showing that we will come out the other side of this and life will return to normal.

Percussion Code

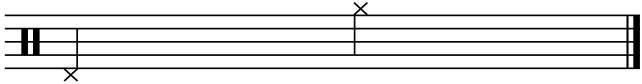
Wood Blocks




Bongos




Hi Hat




Suspended Cymbal




Tam Tam



Bass Drum



Cow Bell



Online Anxiety

Jeannette Owen

Anxious and Mysterious

♩ = 80 with Rubato

with vibrato

Viola

Percussion

Piano

This system of music features four staves: Viola, Percussion, and Piano. The Viola part consists of a single whole note with a vibrato line above it. The Percussion part has three measures of eighth notes, each with a dynamic marking of *p*, *mp*, and *mf* respectively, and a triplet bracket under the notes. The Piano part has three measures: the first measure has a dynamic of *mp* with two chords; the second measure has a dynamic of *mp* with a single note; the third measure has a dynamic of *mf* with two chords. Dotted lines connect the dynamic markings across the staves.

Vla.

Perc.

Pno.

This system of music features four staves: Vla. (Viola), Perc., and Pno. (Piano). The Vla. part consists of a single whole note with a dynamic of *mf* and a vibrato line above it. The Perc. part has three measures of eighth notes, each with a dynamic of *f* and a sextuplet bracket under the notes. The Pno. part has three measures: the first measure has a dynamic of *mf* with a melodic line; the second measure has a dynamic of *f* with a chordal line; the third measure has a dynamic of *f* with a melodic line. Dotted lines connect the dynamic markings across the staves.

Vla. *p* *mp*

Perc. *mp* *mf*

Pno. *mp* *mp* *mf*

Vla. *mf* *f*

Perc. *mf* *f*

Pno. *f*

Vla. *mf* *mp* *mp*

Perc. *mf* 6 *mp* 6


Pno. *mf* *mp*




Vla. *mf* *f*


Perc. *mf* 3 6


Pno. *mf* *mp* *f*




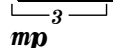
tr




Vla. *(tr)* 

Perc. *f*  *6* *mp*  *6* 

Pno. *mf* 

Vla. *b* *tr* 

Perc. *p*  *p*  *mp*  *mp* 

Pno. *p*  *p*  *mp* 

Vla. *(tr)*

Perc. *f*

Pno. *mf* *f* *mf*

Vla. *tr*

Perc. *mf* *f* *f*

Pno. *mf* *p* *f*

Vla. *f* *mf*

Perc. *mf* *mp*

Pno. *f* *mf* *p*

Vla. **A** *p* *f*

Perc.

Pno. *mf*

Vla. Perc. Pno.

f *f* *p* *mp*

Detailed description: This system contains three staves. The top staff is for Viola (Vla.) in 12/8 time with a key signature of two flats. It features a melodic line starting with a dotted quarter note, followed by a series of eighth notes with accents, and a final eighth note with an accent. The middle staff is for Percussion (Perc.) and shows two eighth notes with accents, followed by a thick black bar indicating a change in sound or a rest. The bottom staff is for Piano (Pno.) in grand staff notation, showing a series of eighth notes with accents, some with slurs, and a final eighth note with an accent. Dynamics include *f* (forte) and *p* (piano).

B
Piu mosso
col legno
Vla. Perc. Pno.

mf *mp* *mf* *f*

mp *f*

Red.

Detailed description: This system contains three staves. The top staff is for Viola (Vla.) in 12/8 time with a key signature of two flats. It features a melodic line starting with a dotted quarter note, followed by a series of eighth notes with accents, and a final eighth note with an accent. The middle staff is for Percussion (Perc.) and shows a thick black bar, followed by a series of eighth notes with accents. The bottom staff is for Piano (Pno.) in grand staff notation, showing a series of eighth notes with accents, some with slurs, and a final eighth note with an accent. Dynamics include *mf* (mezzo-forte), *mp* (mezzo-piano), and *f* (forte). The instruction "Piu mosso" is written above the first staff, and "col legno" is written above the second staff. A box containing the letter "B" is located at the beginning of the system. The word "Red." is written at the bottom left.

Vla. *mf* *mf*

Perc. *mp* *mf*

Pno. *mp* *mf* *f*

Vla. *mf*

Perc. *f* *mp*

Pno. *mp*

C

Play this passage freely

arco

Vla.

Perc.

Pno.

mf

mp

p

mf
red.

Repeat this pattern as necessary until
piano reaches paused note

Vla.


Perc.

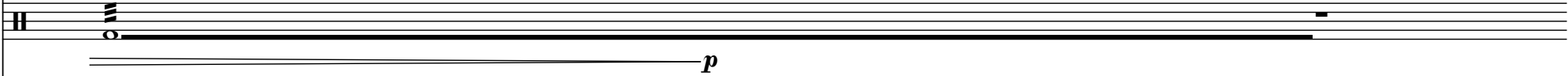
Pno.


f

f

mf


Vla. 


Perc. 


Pno. 

f *p* * *Red.* *

D

Vla. 


Perc. 


Pno. 


mf *mp* *Red.*

Play freely


pizz.

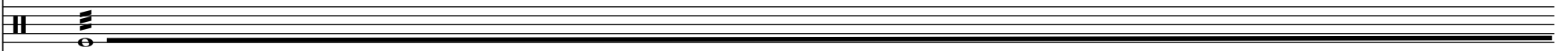
Vla.  *p*


Perc. 

Pno.  *f* *mf*

Detailed description: This system contains three staves. The Violoncello (Vla.) staff is in bass clef with a key signature of two flats and a 12/8 time signature. It features a series of notes with rests, ending with a dynamic marking of *p*. The Percussion (Perc.) staff shows a single note on a drum set. The Piano (Pno.) staff is in grand staff (treble and bass clefs) with a key signature of two flats and a 12/8 time signature. It contains complex chords and melodic lines with dynamic markings of *f* and *mf*.


Vla. 


Perc. 


Pno.  *mp*


Detailed description: This system contains three staves. The Violoncello (Vla.) staff is in bass clef with a key signature of two flats and a 12/8 time signature. It features a series of notes with rests. The Percussion (Perc.) staff shows a single note on a drum set. The Piano (Pno.) staff is in grand staff (treble and bass clefs) with a key signature of two flats and a 12/8 time signature. It contains complex chords and melodic lines with a dynamic marking of *mp*.

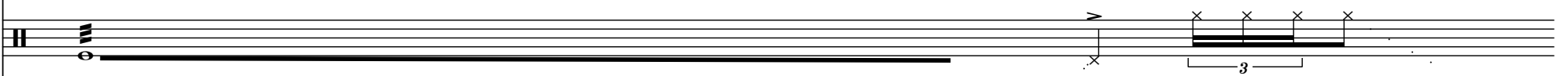
Repeat this pattern as necessary until piano reaches paused note


Vla. 

Perc. 

Pno. 

Vla. 

Perc. 

Pno. 

E

Play rhythmically
arco

Play arpeggio patterns freely,
Based around the chord
across the range of the piano

Repeat this pattern
until viola gets to
2nd long note

Vla.

Perc.

Pno.

p
*

mp
Red

mf

*

Vla.

Perc.

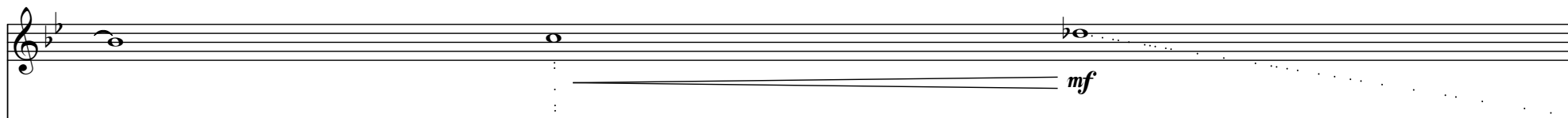


Pno.

mf

mf

14

Vla.  Perc.  Pno. 

Vla.  Perc.  Pno. 

F

Playful

Vla. *p* *mf*

Perc. *mf* *f*

Pno. *p* *mf*

Vla. *mp*

Perc.

Pno. *mp*

16

G

Meno mosso
Worried

Vla. *p*

Perc. *f* *p*

Pno. *p* *mp*

Vla. *mp* *mf*

Perc. *mp* *mf*

Pno. *mf*

Vla. *f* *p* *accel.*

Perc. *f* *p*

Pno. *f* *p* *accel.*

Vla. *mp* *mf*

Perc. *mp* *mf*

Pno. *mp* *mf*

18

Vla. *f* rit.

Perc. *f*

Pno. *f* rit.

Hold until viola has finished


H Hopeful
Piu mosso


Vla.


Perc. Ad Lib


Pno. *mf* *f*


Play rhythmically


Vla. 

Perc. 

Pno. 

Vla. 

Perc. 


Pno. 


Vla. 


Perc. 


Pno. 
mf *f*

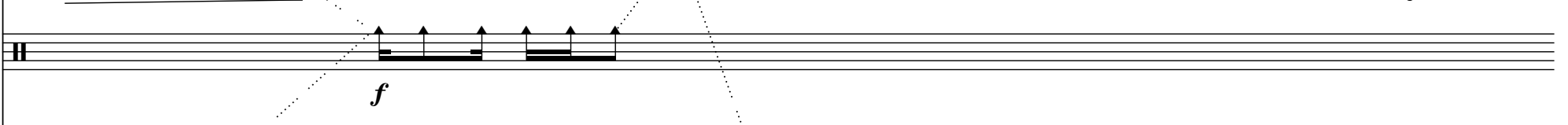
I **Very Anxious**


Vla. 
p *mf*


Perc. 


Pno. 
mp *p* *mp* *mp*


Vla. 

Perc. 

Pno. 

Vla. 

Perc. 

Pno. 

Vla.

Perc.

Pno.

mf *mp* *mp* *p* *mp* *p*

J **Tempo primo**

Vla.

Perc.

Pno.

mp *mp* *mf*

Vla. *(tr)* *mf*

Perc. *3* *6*

Pno. *mf* *f*

Vla. *f* *mp*

Perc. *f* *6* *6*

Pno. *f* *mf* *p*

Vla. *tr*

Perc. *mp*

Pno. *mp* *mf*

Vla. *mf* *f*

Perc. *mf* *f*

Pno. *f* *mf* *p*

Vla. *mf* *p* *f*

Perc. *mp* *f*

Pno. *mf*

Vla. *mp* *p* pizz.

Perc. *mp*

Pno. *mf* *mp* *p*